







## 1. G.T.A. Photo Electric Cells

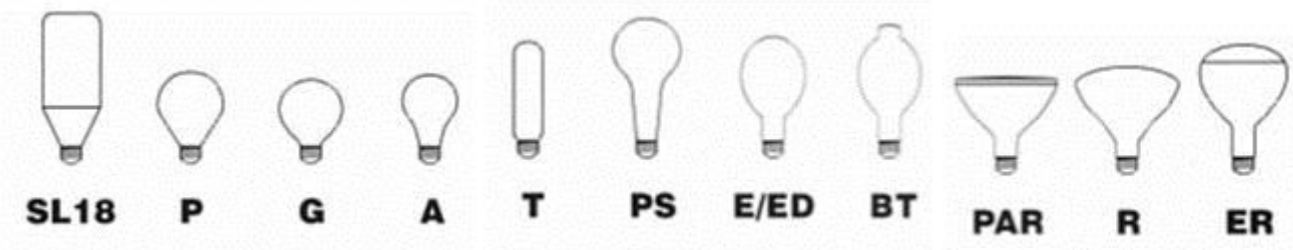
### PHOTO ELECTRIC CELLS AND BASES

| IMAGE   | CATALOG NUMBER                                 | AMP RATING | FIXING METHOD              | TERMINALS            | PACK QUANTITY | TRADE PRICE EACH |
|---|--|------------|----------------------------|----------------------|---------------|------------------|
|  | LC-105   | 10         | THROUGH HOLE<br>IN FITTING | WIRE TAILS           | 1             | \$33.00          |
|  | LC-10D   | 10         | TWIST INTO<br>LC-10R BASE  | 3 PIN PLUG<br>(NEMA) | 1             | \$25.20          |
|  | LC-10R   | 10         | METAL<br>BRACKET           | WIRE TAILS           | 1             | \$14.00          |
|  | LC-10TEST<br>TEST UNIT ONLY<br>NOT A P.E. CELL | 10         | TWIST INTO<br>LC-10R BASE  | 3 PIN PLUG<br>(NEMA) | 1             | \$13.90          |
|  | LC-11EM  | 3          | TWIST INTO<br>LC-11R BASE  | 3 PIN PLUG<br>(D2)   | 1             | \$36.00          |
|  | LC-11R   | 6          | SCREW                      | SCREW                | 1             | \$16.00          |

## 2. McGill Lamp Changers (See lamp guide below for bulb types)





| IMAGE   | CATALOG NUMBER | SUITS LAMP TYPES  | TRADE PRICE EACH |
|---|----------------|---|------------------|
|    | MG150-CA       | INCANDESCENT LAMPS<br>15-100W 48-60mm BULB TYPES A & G  | \$201.60         |
|    | MG151-CA       | INCANDESCENT LAMPS<br>25-500W 60-111mm BULB TYPES A, P, PS & G  | \$163.20         |
|    | MG152-C        | INCANDESCENT LAMPS<br>25-500W 111-152mm BULB TYPES PS & G   | \$176.40         |
|    | MG153-C        | INCANDESCENT LAMPS<br>750-1500W 165-203mm TYPES PS & G  | \$176.40         |
|    | MG154-C        | TUBULAR LAMPS<br>1000-1500W INCANDESCENT<br>400-1000W HID<br>50-63mm BULB TYPE T  | \$176.40         |
|   | MG155-C        | REFLECTOR LAMPS<br>500-1000W INCANDESCENT<br>400-750W HID<br>165-181mm BULB TYPE R  | \$300.00         |
|  | MG156-C        | REFLECTOR & PAR LAMPS<br>50-500W INCANDESCENT<br>100-175W HID<br>95-127mm BULB TYPES R, PAR & ER                          | \$236.40         |
|  | MG157-C        | REFLECTOR &<br>BULGED REFLECTOR LAMPS<br>75-1000W INCANDESCENT<br>100-400W HID<br>127-165mm BULB TYPES R & BR (NOT SHOWN) | \$213.60         |
|  | MG158-C        | HID ELLIPTICAL LAMPS<br>400-700W MERCURY<br>400-1000W METAL HALIDE<br>117-146mm BULB TYPES E, ED & BT                     | \$324.00         |

| IMAGE   | CATALOG NUMBER | SUITS LAMP TYPES  | TRADE PRICE EACH |
|---|----------------|---|------------------|
|    | MG161-C        | HID ELLIPTICAL LAMPS<br>75-240W MERCURY<br>175-400W METAL HALIDE<br>50-1000W SODIUM<br>67-89mm BULB<br>TYPES E & BT | \$163.20         |
|    | MG162-C        | PAR LAMPS<br>25-150W INCANDESCENT<br>75-100W HID<br>95-120mm<br>TYPE PAR  | \$99.60          |
|    | MG163-C        | HID ELLIPTICAL LAMPS<br>50W MERCURY<br>35-400W SODIUM<br>70-175W METAL HALIDE<br>54-58mm BULB<br>TYPES E & ED       | \$278.40         |
|    | MG166-C        | REFLECTOR & PAR LAMPS<br>30-75W INCANDESCENT<br>63-95mm BULB<br>TYPES R, ER & PAR                                   | \$99.60          |
|   | MG200          | BROKEN LAMP BASE REMOVER  | \$69.90          |
|  | MG160-P        | POLE FOR<br>LAMP CHANGERS<br>5 FEET (1.5M)<br>CAN BE CONNECTED TOGETHER<br>MAX 5 POLES                              | \$98.40          |
|  | DYKF1          | CHANGER FOR<br>MR16 DICHOIC LAMPS   | \$27.60          |




### 3. Polycarbonate Sleeves with End Caps

#### "POLY-SLEEVES"











| IMAGE  | CATALOG NUMBER | SUITS TUBE | SLEEVE DIA. O.D. mm | SLEEVE LENGTH mm | PACK QUANTITY | TRADE PRICE EACH |
|--|----------------|------------|---------------------|------------------|---------------|------------------|
|  | POS1832        | 18W        | 32                  | 575              | 25            | \$8.32           |
|  | POS3032        | 30W        | 32                  | 880              | 25            | \$11.78          |
|  | POS3632        | 36W        | 32                  | 1187             | 25            | \$10.58          |
|  | POS5832        | 58W        | 32                  | 1485             | 25            | \$14.00          |

#### SPARE END CAPS FOR POLY-SLEEVES

| IMAGE   | CATALOG NUMBER | TUBE TYPE | SLEEVE DIA. mm | PACK QUANTITY | TRADE PRICE EACH |
|---|----------------|-----------|----------------|---------------|------------------|
|  | POSEC32        | T8 26mm   | 32             | 25            | \$2.21           |

## 4. Suspension Kits and Parts

### STANDARD SUSPENSION PARTS



| IMAGE   | CATALOG NUMBER | DESCRIPTION  | PACK QTY | TRADE PRICE EACH |
|---|----------------|--|----------|------------------|
|    | BELT2057       | CEILING ATTACHMENT   | 50       | \$8.64           |
|    | BELT3040       | NUT TO SUIT<br>BELT2057<br>CEILING ATTACHMENT  | 50       | \$3.23           |
|    | BELT2035       | CEILING ATTACHMENT<br>SUITS BE41500  | 50       | \$8.19           |
|    | BELT1084       | GRIPLOCK INTEGRATED BALANCING CYLINDER<br>WITH SAFETY LOCK   | 50       | \$7.84           |
|    | BELT4040       | TWO SCREW CLAMP  | 50       | \$0.82           |
|   | BE41500        | GRIPLOCK M10X1 WITH SAFETY LOCK  | 50       | \$5.41           |
|  | BES4X1.5       | STAINLESS STEEL WIRE ROPE<br>1.2mm DIAMETER<br>49 STRAND WITH 4X4mm DIE CAST NIPPLE<br><b>1.5 METRES</b> | 10       | \$3.66           |
|  | BES4X3.0       | STAINLESS STEEL WIRE ROPE<br>1.2mm DIAMETER 49 STRAND WITH<br>4X4mm DIE CAST NIPPLE<br><b>3.0 METRES</b> | 10       | \$6.63           |
|  | BES4X4.0       | STAINLESS STEEL WIRE ROPE<br>1.2mm DIAMETER<br>49 STRAND WITH 4X4mm DIE CAST NIPPLE<br><b>4.0 METRES</b> | 10       | \$8.62           |
|  | BES4X5.0       | STAINLESS STEEL WIRE ROPE<br>1.2mm DIAMETER<br>49 STRAND WITH 4X4mm DIE CAST NIPPLE<br><b>5.0 METRES</b> | 10       | \$10.61          |

### SUSPENSION KITS

| IMAGE | CATALOG NUMBER | KIT CONTAINS   | PACK QTY | TRADE PRICE EACH |
|-------|----------------|--|----------|------------------|
|       | LASUSSET       | 1. BELT2057 CEILING ATTACHMENT<br>2. BELT3040 NUT TO SUIT<br>3. BE41500 GRIPLOCK M10X1 WITH SAFETY LOCK<br>4. PE4-M10X1 NUT M10X1 14X4mm<br>5. PE17X10X0.5 SHAKEPROOF WASHER<br>6. SB5586 PLASTIC CABLE HOLDER<br><b>WIRE NOT INCLUDED</b>                               | 10       | \$21.81          |
|       | LASUSSET300    | 1. BELT2057 CEILING ATTACHMENT<br>2. BELT3040 NUT TO SUIT<br>3. BE41500 GRIPLOCK M10X1 WITH SAFETY LOCK<br>4. PE4-M10X1 NUT M10X1 14X4mm<br>5. PE17X10X0.5 SHAKEPROOF WASHER<br>6. SB5586 PLASTIC CABLE HOLDER<br><b>7. BES4X3.0 STAINLESS STEEL WIRE ROPE 3.0 METRE</b> | 10       | \$28.44          |

## 5. Lamp Adapters

### PORCELAIN LAMP ADAPTERS

| IMAGE  | CATALOG NUMBER | DESCRIPTION           | PACK QTY | TRADE PRICE EACH |
|--|----------------|-----------------------|----------|------------------|
|  A white ceramic lamp adapter with a standard E27 screw-in base and a bi-pin socket on the top. | ADAP312        | E27 TO BI-PIN ADAPTER | 10       | \$20.40          |
|  A white ceramic lamp adapter with a bi-pin base and a standard E27 screw-in top.               | ADAP321        | E39/40 TO E27 ADAPTER | 10       | \$30.10          |