
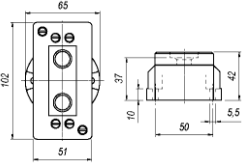


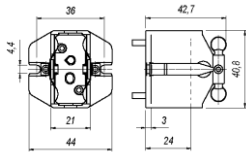

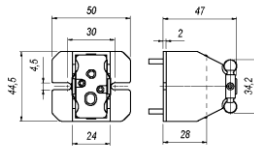

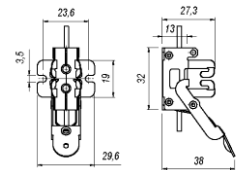

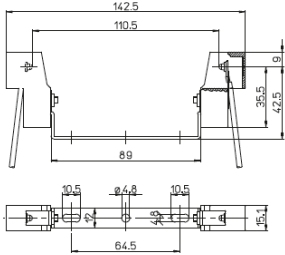

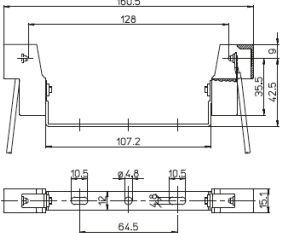

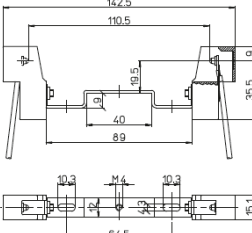

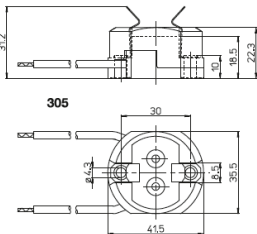

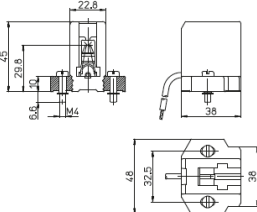

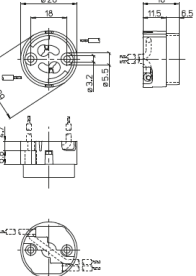


12. Bender & Wirth and Metal Halide Lamp Holders

BENDER & WIRTH LAMP HOLDERS

IMAGE	CATALOG NUMBER	DIMENSIONS	LAMP BASE	RATINGS	TAIL LENGTH	FIXING METHOD	PACK QTY	TRADE PRICE EACH
	BW938		G38 (PAR64)	1000V - 40A 45KV PULSE	NO TAILS	SCREW M5	10	\$213.68
	BW982	NO DRAWING AVAILABLE	GX16d	250V - 5A	145mm	PUSH ON	10	\$51.28
	BW995		GX9.5	500V - 20A 5KV PULSE	145mm	SCREW M4	10	\$67.16
	BW996		GY16	500V - 20A 5KV PULSE	145mm	SCREW M4	10	\$85.47
	BW997		GY9.5	500V - 10A 4KV PULSE	145mm	SCREW M3	10	\$51.28

METAL HALIDE LAMP HOLDERS

IMAGE	CATALOG NUMBER	DIMENSIONS	LAMP BASE	SUITS WATTAGES	TAIL LENGTH	PACK QTY	TRADE PRICE EACH
	MHL203/SC		RX7s	70W 100W	250mm	20	\$18.26
	MHL203-21/SC150		RX7s	150W	250mm	20	\$28.68
	MHL203/SG		RX7s	70W 100W	250mm	20	\$18.26
	MHL305		G12	35W 70W 150W	200mm	10	\$31.75
	MHL315MD		FC2	250W 400W 1000W	300mm	10	\$20.15
	MHL1226		GX10	20W 35W	NO TAILS	10	\$20.15